






Date	Shift	Time	Incinerable Waste (Yellow Bags)						Autoclavable Waste				
			Cytotoxic Bags 		Yellow Bags 		Red Bags 		White		Blue		
									Sharp Container 		Card Boxes 		
			Nos	Kgs	Nos	Kgs	Nos	Kgs	Metal Sharps	Kgs	Glass Sharps	Kgs	
7/1/2019	Mor	8:10	1	2.57	7	125.34	10	211.2	4	21.11	6	51.93	
	Eve	0:00	0	0	0	0	0	0	0	0	0	0	
7/2/2019	Mor	7:55	1	2.47	9	188.52	17	430.88	3	15.55	6	76.25	
	Eve	2:15	1	4.82	2	39.68	2	50.99	1	2.8	0	0	
7/3/2019	Mor	8:10	1	2.04	6	145.22	17	385.17	2	4.25	2	23.29	
	Eve	2:18	0	0	2	40.53	2	51.53	1	2.88	1	16.03	
7/4/2019	Mor	7:55	1	7.57	8	160.35	16	362.54	2	6.74	3	35.6	
	Eve	2:11	0	0	3	31.5	3	19.91	1	2.44	1	4.21	
7/5/2019	Mor	8:45	1	2.31	7	153.53	14	366.69	2	6.37	5	59.19	
	Eve	1:25	0	0	2	22.71	2	28.61	1	0.79	2	19.8	
7/6/2019	Mor	8:15	0	0	9	182.59	15	411.64	2	4.74	4	25.91	
	Eve	2:10	0	0	2	24.68	2	31.58	1	4.01	1	12.14	
7/7/2019	Mor	11:05	1	2.05	8	153.66	14	369.41	2	6.65	4	37.41	
	Eve	0:00	0	0	0	0	0	0	0	0	0	0	
7/8/2019	Mor	8:00	1	2.79	7	156.17	10	203.59	3	15.86	7	67.47	
	Eve	2:08	0	0	2	13.46	2	21.88	1	3.56	1	15.26	
7/9/2019	Mor	8:15	1	3.81	10	212.17	17	395.84	2	4.64	4	45.67	
	Eve	2:15	0	0	2	20.44	2	45.12	1	3.29	1	10.07	
7/10/2019	Mor	7:50	1	4.41	9	198.18	16	406.21	2	4.13	4	28.95	
	Eve	2:00	0	0	3	33.09	4	45.07	1	1.45	1	12.72	
7/11/2019	Mor	8:00	1	8.41	8	160.57	16	354.57	2	8.72	2	15.22	
	Eve	2:10	0	0	2	25.5	2	27.62	2	6.25	1	12.62	
7/12/2019	Mor	7:55	1	8.71	9	183.08	15	342.26	1	2.14	1	15.46	
	Eve	3:00	0	0	3	44.57	3	32.2	1	1.09	1	33.3	
7/13/2019	Mor	7:40	1	1.45	9	178.74	18	363.41	3	11.57	3	36.98	
	Eve	1:24	0	0	1	12.54	1	4	1	2.56	1	8.05	
7/14/2019	Mor	10:45	1	4.16	9	200.89	15	369.83	3	9.38	4	43.99	
	Eve	0:00	0	0	0	0	0	0	0	0	0	0	
7/15/2019	Mor	8:00	0	0	7	148.82	10	204.86	3	63.78	4	85.04	
	Eve	1:05	0	0	3	23	3	20.85	0	0	3	30.67	
7/16/2019	Mor	7:40	1	1.41	10	223.71	17	370.43	4	10.73	3	33.36	
	Eve	1:51	0	0	2	20.11	2	27.93	0	0	1	5.35	
7/17/2019	Mor	7:45	1	2.73	9	200.84	14	346.49	2	6.2	2	31.72	
	Eve	2:01	0	0	2	8.78	2	9.86	2	4.36	2	11.98	
7/18/2019	Mor	7:50	1	4.38	10	154.27	15	318.56	2	2.25	3	26.31	
	Eve	2:17	0	0	2	20	3	37.71	1	2.19	1	9.78	
7/19/2019	Mor	7:45	1	1.43	9	159.74	17	416.12	3	7.15	4	39.09	
	Eve	1:50	0	0	2	37.96	2	27.3	1	1.32	1	2.89	
7/20/2019	Mor	7:50	1	3.32	12	201.84	20	391.59	2	5.68	3	27.62	
	Eve	2:20	0	0	2	21.67	2	33.37	2	5.96	1	11.3	
7/21/2019	Mor	10:40	1	2.88	9	160.84	15	378.71	3	12.87	4	40.63	
	Eve	0:00	0	0	0	0	0	0	0	0	0	0	
7/22/2019	Mor	8:25	1	4.34	7	161.88	11	229.95	3	14.23	6	70.77	
	Eve	2:35	0	0	2	17.81	4	54.02	1	1.58	1	11	
7/23/2019	Mor	8:00	0	0	9	201.89	18	382.23	2	8.64	2	15.51	
	Eve	2:18	0	0	1	8.53	2	25.76	0	0	1	3.84	
7/24/2019	Mor	7:50	1	4.99	9	212.57	14	374.71	2	8.16	3	35.25	
	Eve	2:25	1	1.91	2	11.79	3	40.31	2	4.75	1	5.85	
7/25/2019	Mor	8:10	0	0	9	181.98	13	377.12	2	5.01	2	16.65	
	Eve	2:10	0	0	2	19.91	2	20.29	1	2.72	1	9.56	
7/26/2019	Mor	8:00	1	6.72	10	203.89	15	363.14	2	4.16	4	43.65	
	Eve	0:00	0	0	0	0	0	0	0	0	0	0	
7/27/2019	Mor	7:56	1	2.87	11	207.2	17	386.37	2	7.46	5	58.52	
	Eve	2:00	0	0	1	5.45	2	29.53	1	2.84	1	5.06	
7/28/2019	Mor	11:45	1	4.16	11	222.72	16	322.11	2	1.8	4	56.2	
	Eve	0:00	0	0	0	0	0	0	0	0	0	0	
7/29/2019	Mor	8:05	0	0	6	111.57	9	167.59	3	15.76	7	81.24	
	Eve	2:00	0	0	2	32.51	2	33.14	0	0	2	19.96	
7/30/2019	Mor	8:10	1	4.96	8	197.48	15	344.06	2	7.77	2	18.54	
	Eve	2:17	1	0.72	2	25.72	2	31.9	1	1.86	2	22.33	
7/31/2019	Mor	8:00	1	2.88	11	208.68	15	381.46	3	9.14	1	11.43	
	Eve	2:25	0	0	1	8.67	2	31.1	1	0.69	0	0	
Total			Total Bags	Total Cytotoxic Weight	Total Bags	Total Yellow Weight	Total Bags	Total Red Weight	Total Bags	Total (Containers) Metal sharps Weight	Total Bags	Total (Cardboard boxes) Glass sharp	
	Mor		26	99.82	272	5558.93	461	10728.74	75	312.64	114	1254.85	
	Eve		3	7.45	50	570.61	58	781.58	25	59.39	29	293.77	
G. Total			29	107.27	322	6129.54	519	11510.32	100	372.03	143	1548.62	
Vendor Name:		BIOTIC WASTE LIMITED						Vehicle No: H.R 55 - 1374		Morning	17954.98	G. Total	19667.78
										Evening	1712.80		