





Date	Shift	Time	Incinerable Waste (Yellow Bags)						Autoclavable Waste									
			Cytotoxic Bags		COVID-19		Yellow Bags		Red Bags		White		Blue					
											Sharp Container		Card Boxes					
			Nos		Kgs		Nos		Kgs		Metal Sharps		Glass Sharps					
		Nos	Kgs	Nos	Kgs	Nos	Kgs	Nos	Kgs	Nos	Kgs	Nos	Kgs					
1-Feb-22	Mor	8:55	0	0	6	90.28	10	198.96	12	297.71	2	5.59	3	53.71				
	Eve	0:00	0	0	0	0	0	0	0	0	0	0	0	0				
2-Feb-22	Mor	8:50	0	0	5	69.89	14	233.23	13	353.46	2	18.06	4	68.29				
	Eve	0:00	0	0	0	0	0	0	0	0	0	0	0	0				
3-Feb-22	Mor	8:45	0	0	5	55.62	15	188.27	14	360.5	2	8.74	2	33.66				
	Eve	0:00	0	0	0	0	0	0	0	0	0	0	0	0				
4-Feb-22	Mor	9:05	0	0	4	64.43	10	137.99	22	386.64	2	7.74	5	70.24				
	Eve	0:00	0	0	0	0	0	0	0	0	0	0	0	0				
5-Feb-22	Mor	9:00	0	0	6	77.3	11	158.83	19	391.86	3	12.04	3	56.72				
	Eve	0:00	0	0	0	0	0	0	0	0	0	0	0	0				
6-Feb-22	Mor	9:00	0	0	3	37.05	13	226.25	17	351.3	2	14.4	3	46.3				
	Eve	0:00	0	0	0	0	0	0	0	0	0	0	0	0				
7-Feb-22	Mor	9:05	0	0	3	41.53	8	121.02	10	188.68	2	11.56	3	56.47				
	Eve	0:00	0	0	0	0	0	0	0	0	0	0	0	0				
8-Feb-22	Mor	9:00	0	0	3	46.81	12	176.83	17	368.63	1	3.55	4	63.11				
	Eve	0:00	0	0	0	0	0	0	0	0	0	0	0	0				
9-Feb-22	Mor	9:05	0	0	2	32.03	10	159.78	15	365.73	3	14.61	3	54.65				
	Eve	0:00	0	0	0	0	0	0	0	0	0	0	0	0				
10-Feb-22	Mor	9:10	0	0	3	43.29	14	189.52	20	385.4	3	11.61	2	29.02				
	Eve	0:00	0	0	0	0	0	0	0	0	0	0	0	0				
11-Feb-22	Mor	9:05	0	0	2	37.08	9	185.1	19	374.17	1	5.67	3	40.32				
	Eve	0:00	0	0	0	0	0	0	0	0	0	0	0	0				
12-Feb-22	Mor	9:00	0	0	2	37.51	11	174.54	18	325.48	2	4.37	2	32.39				
	Eve	0:00	0	0	0	0	0	0	0	0	0	0	0	0				
13-Feb-22	Mor	9:05	0	0	2	29.98	15	244.68	22	413.61	3	5.49	4	52.74				
	Eve	0:00	0	0	0	0	0	0	0	0	0	0	0	0				
14-Feb-22	Mor	9:20	0	0	2	23.71	10	147.34	13	203.29	3	17.58	3	38.49				
	Eve	0:00	0	0	0	0	0	0	0	0	0	0	0	0				
15-Feb-22	Mor	9:05	0	0	3	49.27	15	224.3	20	379.56	2	5.92	4	50.23				
	Eve	0:00	0	0	0	0	0	0	0	0	0	0	0	0				
16-Feb-22	Mor	9:17	0	0	2	18.96	13	200.48	17	401.33	3	7.81	4	50.3				
	Eve	0:00	0	0	0	0	0	0	0	0	0	0	0	0				
17-Feb-22	Mor	9:18	0	0	2	46	14	200	22	440.99	4	22.55	3	36.61				
	Eve	0:00	0	0	0	0	0	0	0	0	0	0	0	0				
18-Feb-22	Mor	9:00	0	0	2	37.5	17	259.61	19	356.24	3	8.93	4	48.25				
	Eve	0:00	0	0	0	0	0	0	0	0	0	0	0	0				
19-Feb-22	Mor	9:05	0	0	2	40.95	15	220.88	19	389.03	3	8.2	3	46.49				
	Eve	0:00	0	0	0	0	0	0	0	0	0	0	0	0				
20-Feb-22	Mor	9:10	0	0	2	34.71	15	262.29	22	437.38	3	11.3	4	61.77				
	Eve	0:00	0	0	0	0	0	0	0	0	0	0	0	0				
21-Feb-22	Mor	9:05	0	0	2	22.55	11	147.08	12	206.35	2	5.69	7	83.45				
	Eve	0:00	0	0	0	0	0	0	0	0	0	0	0	0				
22-Feb-22	Mor	8:30	0	0	2	30.14	16	284.95	19	415.38	3	10.89	3	43.23				
	Eve	0:00	0	0	0	0	0	0	0	0	0	0	0	0				
23-Feb-22	Mor	8:35	0	0	2	27.01	11	207.68	18	419.89	3	6.79	3	53.33				
	Eve	0:00	0	0	0	0	0	0	0	0	0	0	0	0				
24-Feb-22	Mor	8:40	0	0	2	9.77	18	235.74	18	368.9	2	5.72	3	38.22				
	Eve	0:00	0	0	0	0	0	0	0	0	0	0	0	0				
25-Feb-22	Mor	8:45	0	0	0	0	13	208.86	19	364.64	2	4.76	3	44.66				
	Eve	0:00	0	0	0	0	0	0	0	0	0	0	0	0				
26-Feb-22	Mor	8:50	1	4.05	0	0	17	254.24	20	378	2	5.68	4	51.9				
	Eve	0:00	0	0	0	0	0	0	0	0	0	0	0	0				
27-Feb-22	Mor	8:53	1	2.89	0	0	16	254.68	19	373.03	2	5.92	4	49.77				
	Eve	0:00	0	0	0	0	0	0	0	0	0	0	0	0				
28-Feb-22	Mor	8:40	1	3.48	0	0	7	115.3	11	175.16	3	14.12	4	54.63				
	Eve	0:00	0	0	0	0	0	0	0	0	0	0	0	0				
Total			Total Bags	Total Cytotoxic Weight	Total Bags	Total Covid-19 Weight	Total Bags	Total Yellow Weight	Total Bags	Total Red Weight	Total Bags	Total(Containers) Metal sharps Weight	Total Bags	Total(Cardboard boxes) Glass sharp				
	Mor		3	10.42	69	1003.37	360	5618.43	486	9872.34	68	265.29	97	1408.95				
	Eve		0	0	0	0	0	0	0	0	0	0	0	0				
G. Total			3	10.42	69	1003.37	360	5618.43	486	9872.34	68	265.29	97	1408.95				
Vendor Name:											BIOTIC WASTE LIMITED		Vehicle No: HR 55AJ - 3916		Morning	18178.8	G. Total	18178.80
													Evening	0				