





Date	Shift	Time	Incinerable Waste (Yellow Bags)						Autoclavable Waste						
			Cytotoxic Bags		COVID-19		Yellow Bags		Red Bags		White		Blue		
											Sharp Container		Card Boxes		
			Metal Sharps		Glass Sharps										
Nos		Kgs		Nos		Kgs		Nos		Kgs		Nos		Kgs	
1-Nov-21	Mor	9:00	0	0	0	0	8	111.81	16	238.9	2	12.11	6	57.5	
	Eve	0:00	0	0	0	0	0	0	0	0	0	0	0	0	
2-Nov-21	Mor	9:05	0	0	0	0	14	237.48	22	425.5	2	12.22	6	78.77	
	Eve	0:00	0	0	0	0	0	0	0	0	0	0	0	0	
3-Nov-21	Mor	8:37	1	7.96	0	0	10	208.07	17	402.71	2	18.23	4	73.09	
	Eve	0:00	0	0	0	0	0	0	0	0	0	0	0	0	
4-Nov-21	Mor	8:15	1	6.75	0	0	10	145.13	17	343.02	2	9.2	6	65.56	
	Eve	0:00	0	0	0	0	0	0	0	0	0	0	0	0	
5-Nov-21	Mor	8:30	1	9.98	0	0	7	108.98	10	195.86	2	9.39	4	46.43	
	Eve	0:00	0	0	0	0	0	0	0	0	0	0	0	0	
6-Nov-21	Mor	9:10	1	3.47	0	0	10	134.07	18	296.48	1	7.82	2	21.99	
	Eve	0:00	0	0	0	0	0	0	0	0	0	0	0	0	
7-Nov-21	Mor	9:00	1	3.45	0	0	11	167.38	19	375.55	2	9.71	4	48.41	
	Eve	0:00	0	0	0	0	0	0	0	0	0	0	0	0	
8-Nov-21	Mor	8:50	0	0	0	0	9	146.19	10	191.98	1	7.33	7	64.09	
	Eve	0:00	0	0	0	0	0	0	0	0	0	0	0	0	
9-Nov-21	Mor	8:55	0	0	0	0	12	199.71	19	358.35	2	4.81	3	29.01	
	Eve	0:00	0	0	0	0	0	0	0	0	0	0	0	0	
10-Nov-21	Mor	9:05	0	0	0	0	12	178.21	15	385.09	2	22.7	3	79.14	
	Eve	0:00	0	0	0	0	0	0	0	0	0	0	0	0	
11-Nov-21	Mor	9:10	1	1.45	0	0	12	190.75	17	376.15	2	7.56	4	30.35	
	Eve	0:00	0	0	0	0	0	0	0	0	0	0	0	0	
12-Nov-21	Mor	9:20	1	5.28	0	0	11	183.8	16	397.5	3	23.26	6	73.79	
	Eve	0:00	0	0	0	0	0	0	0	0	0	0	0	0	
13-Nov-21	Mor	9:00	0	0	0	0	9	199.39	16	446.56	1	2.27	4	52.45	
	Eve	0:00	0	0	0	0	0	0	0	0	0	0	0	0	
14-Nov-21	Mor	8:50	0	0	0	0	11	172.67	19	410.21	2	12.32	5	89.28	
	Eve	0:00	0	0	0	0	0	0	0	0	0	0	0	0	
15-Nov-21	Mor	9:15	0	0	0	0	9	161.15	14	237.2	0	0	4	54.31	
	Eve	0:00	0	0	0	0	0	0	0	0	0	0	0	0	
16-Nov-21	Mor		1	4.3	0	0	11	194.69	19	386.02	3	18.2	6	52.14	
	Eve	0:00	0	0	0	0	0	0	0	0	0	0	0	0	
17-Nov-21	Mor		1	4.1	0	0	14	244.71	20	408.82	2	10.7	6	101.14	
	Eve	0:00	0	0	0	0	0	0	0	0	0	0	0	0	
18-Nov-21	Mor		1	4.01	0	0	13	206.35	20	360.33	2	7.78	5	90.01	
	Eve	0:00	0	0	0	0	0	0	0	0	0	0	0	0	
19-Nov-21	Mor		1	5.96	0	0	12	136.75	19	369.19	2	11.89	2	40.32	
	Eve	0:00	0	0	0	0	0	0	0	0	0	0	0	0	
20-Nov-21	Mor		1	3.18	0	0	14	260.24	20	394.65	1	8.17	3	57.23	
	Eve	0:00	0	0	0	0	0	0	0	0	0	0	0	0	
21-Nov-21	Mor		1	2.75	0	0	16	230.39	20	441.84	1	2.13	7	102.79	
	Eve	0:00	0	0	0	0	0	0	0	0	0	0	0	0	
22-Nov-21	Mor		1	3.9	0	0	13	202.14	16	352.63	7	38.56	6	102.79	
	Eve	0:00	0	0	0	0	0	0	0	0	0	0	0	0	
23-Nov-21	Mor		0	0	0	0	20	288.25	28	480.8	3	7.14	4	56.98	
	Eve	0:00	0	0	0	0	0	0	0	0	0	0	0	0	
24-Nov-21	Mor		0	0	0	0	20	310.29	20	487.68	3	5.41	3	18.48	
	Eve	0:00	0	0	0	0	0	0	0	0	0	0	0	0	
25-Nov-21	Mor		1	3.76	0	0	18	359.63	17	427.18	4	5.97	4	55.88	
	Eve	0:00	0	0	0	0	0	0	0	0	0	0	0	0	
26-Nov-21	Mor		1	4.76	0	0	14	284.56	15	425.1	2	2.82	3	42.72	
	Eve	0:00	0	0	0	0	0	0	0	0	0	0	0	0	
27-Nov-21	Mor		1	3.09	0	0	10	139.21	23	473.62	1	2.48	3	38.98	
	Eve	0:00	0	0	0	0	0	0	0	0	0	0	0	0	
28-Nov-21	Mor		1	3.64	0	0	11	159.82	18	352.57	1	5.08	3	38.91	
	Eve	0:00	0	0	0	0	0	0	0	0	0	0	0	0	
29-Nov-21	Mor		0	0	0	0	7	103.32	10	175.26	2	7.29	3	40.4	
	Eve	0:00	0	0	0	0	0	0	0	0	0	0	0	0	
30-Nov-21	Mor		0	0	0	0	12	176.19	17	332.24	3	12.44	4	55.16	
	Eve	0:00	0	0	0	0	0	0	0	0	0	0	0	0	
Total			Total Bags	Total Cytotoxic Weight	Total Bags	Total Covid-19 Weight	Total Bags	Total Yellow Weight	Total Bags	Total Red Weight	Total Bags	Total(Containers) Metal sharps Weight	Total Bags	Total(Cardboard boxes) Glass sharp	
	Mor		18	81.79	0	0	360	5841.33	527	10948.99	63	304.99	130	1758.1	
	Eve		0	0	0	0	0	0	0	0	0	0	0	0	
G. Total			18	81.79	0	0	360	5841.33	527	10948.99	63	304.99	130	1758.1	

Vendor Name:

BIOTIC WASTE LIMITED

Vehicle No: HR 55AJ - 3916

Morning
Evening

18935.2
0.00

G. Total

18935.20