





Date	Shift	Time	Incinerable Waste (Yellow Bags)						Autoclavable Waste						
			Cytotoxic Bags		COVID-19		Yellow Bags		Red Bags		White		Blue		
											Sharp Container		Card Boxes		
			Metal Sharps		Glass Sharps										
Nos	Kgs	Nos	Kgs	Nos	Kgs	Nos	Kgs	Nos	Kgs	Nos	Kgs	Nos	Kgs		
1-Jul-21	Mor	8:10	2	7.86	0	0	7	113.83	13	211.42	2	6.52	2	27.48	
	Eve	0:00	0	0	0	0	0	0	0	0	0	0	0	0	
2-Jul-21	Mor	8:00	2	8.06	0	0	10	140.38	16	240.22	2	8.06	1	13.63	
	Eve	0:00	0	0	0	0	0	0	0	0	0	0	0	0	
3-Jul-21	Mor	9:00	2	10.67	0	0	7	121.75	11	191.32	2	8.91	3	26.77	
	Eve	0:00	0	0	0	0	0	0	0	0	0	0	0	0	
4-Jul-21	Mor	9:30	2	7.62	0	0	8	125.3	12	187.91	2	7.63	2	27.46	
	Eve	0:00	0	0	0	0	0	0	0	0	0	0	0	0	
5-Jul-21	Mor	9:30	0	0	0	0	7	104.54	9	134.37	2	7.37	3	44.84	
	Eve	0:00	0	0	0	0	0	0	0	0	0	0	0	0	
6-Jul-21	Mor	8:30	2	8.67	0	0	12	177.57	12	191.18	2	7.61	2	29.6	
	Eve	0:00	0	0	0	0	0	0	0	0	0	0	0	0	
7-Jul-21	Mor	7:17	2	4.64	0	0	9	141.33	13	219.8	2	4.64	2	26.74	
	Eve	0:00	0	0	0	0	0	0	0	0	0	0	0	0	
8-Jul-21	Mor	7:45	1	4.83	0	0	8	124.45	14	217.77	1	2.31	2	31.25	
	Eve	0:00	0	0	0	0	0	0	0	0	0	0	0	0	
9-Jul-21	Mor	1:30	0	0	0	0	10	142.61	13	201.88	2	4.6	2	26.4	
	Eve	0:00	0	0	0	0	0	0	0	0	0	0	0	0	
10-Jul-21	Mor	8:45	1	13.2	0	0	8	125.77	12	188.66	1	7.15	2	26.39	
	Eve	0:00	0	0	0	0	0	0	0	0	0	0	0	0	
11-Jul-21	Mor	9:00	1	15.53	0	0	7	108.67	15	232.81	2	4.64	2	31.06	
	Eve	0:00	0	0	0	0	0	0	0	0	0	0	0	0	
12-Jul-21	Mor	8:40	1	15.48	0	0	7	108.61	12	185.96	2	4.6	3	46.48	
	Eve	0:00	0	0	0	0	0	0	0	0	0	0	0	0	
13-Jul-21	Mor	9:15	2	19.48	0	0	8	124.68	12	186.97	2	19.48	2	31.19	
	Eve	0:00	0	0	0	0	0	0	0	0	0	0	0	0	
14-Jul-21	Mor	9:30	2	16.26	0	0	9	180.09	14	274.61	1	8.15	2	16.26	
	Eve	0:00	0	0	0	0	0	0	0	0	0	0	0	0	
15-Jul-21	Mor	8:30	1	4.72	0	0	11	171.4	14	271.9	3	3.75	5	77.59	
	Eve	0:00	0	0	0	0	0	0	0	0	0	0	0	0	
16-Jul-21	Mor	8:55	0	0	0	0	9	183.88	8	202.41	2	2.44	3	51.67	
	Eve	0:00	0	0	0	0	0	0	0	0	0	0	0	0	
17-Jul-21	Mor	8:40	2	6.92	0	0	9	147.36	14	255.94	2	17.74	6	68.29	
	Eve	0:00	0	0	0	0	0	0	0	0	0	0	0	0	
18-Jul-21	Mor	8:45	2	22.64	0	0	9	129.4	16	299.23	2	12.16	5	65.74	
	Eve	0:00	0	0	0	0	0	0	0	0	0	0	0	0	
19-Jul-21	Mor	12:30	2	7.1	0	0	8	144.57	9	191.18	2	7.06	7	58.74	
	Eve	0:00	0	0	0	0	0	0	0	0	0	0	0	0	
20-Jul-21	Mor	8:40	2	15.87	0	0	10	141.8	18	350.21	2	14.32	2	16.97	
	Eve	0:00	0	0	0	0	0	0	0	0	0	0	0	0	
21-Jul-21	Mor	8:30	2	6.03	0	0	8	167.82	13	321.79	2	6.5	3	38.27	
	Eve	0:00	0	0	0	0	0	0	0	0	0	0	0	0	
22-Jul-21	Mor	8:30	2	18.96	0	0	10	181.28	12	290.08	1	9.48	4	55.12	
	Eve	0:00	0	0	0	0	0	0	0	0	0	0	0	0	
23-Jul-21	Mor	8:20	0	0	0	0	11	159.87	15	296.4	3	5.21	2	13.2	
	Eve	0:00	0	0	0	0	0	0	0	0	0	0	0	0	
24-Jul-21	Mor	8:20	1	10.11	0	0	12	156.97	16	295.76	1	7.19	3	30.33	
	Eve	0:00	0	0	0	0	0	0	0	0	0	0	0	0	
25-Jul-21	Mor	8:30	2	17.9	0	0	9	163.72	14	290.48	2	13.56	3	25.5	
	Eve	0:00	0	0	0	0	0	0	0	0	0	0	0	0	
26-Jul-21	Mor	8:30	0	0	0	0	6	113.29	8	155.06	2	6.18	6	67.53	
	Eve	0:00	0	0	0	0	0	0	0	0	0	0	0	0	
27-Jul-21	Mor	8:45	1	13.96	0	0	10	162.4	15	326.67	2	19.24	5	69.79	
	Eve	0:00	0	0	0	0	0	0	0	0	0	0	0	0	
28-Jul-21	Mor	8:30	1	8.73	0	0	8	139.52	13	347.62	1	8.72	3	39.72	
	Eve	0:00	0	0	0	0	0	0	0	0	0	0	0	0	
29-Jul-21	Mor	8:30	1	10.25	0	0	10	145.65	12	334.17	2	20.49	3	38.5	
	Eve	0:00	0	0	0	0	0	0	0	0	0	0	0	0	
30-Jul-21	Mor	8:30	2	17.5	0	0	13	209.14	17	353.8	3	12.37	2	26.42	
	Eve	0:00	0	0	0	0	0	0	0	0	0	0	0	0	
31-Jul-21	Mor	8:30	1	13.38	0	0	10	177	17	348.65	1	4.87	3	40.14	
	Eve	0:00	0	0	0	0	0	0	0	0	0	0	0	0	
Total			Total Bags	Total Cytotoxic Weight	Total Bags	Total Covid-19 Weight	Total Bags	Total Yellow Weight	Total Bags	Total Red Weight	Total Bags	Total(Containers) Metal sharps Weight	Total Bags	Total(Cardboard boxes) Glass sharp	
	Mor		42	306.37	0	0	280	4534.65	409	7796.23	58	272.95	95	1189.07	
	Eve		0	0	0	0	0	0	0	0	0	0	0	0	
	G. Total		42	306.37	0	0	280	4534.65	409	7796.23	58	272.95	95	1189.07	
Vendor Name: BIOTIC WASTE LIMITED											Morning	14099.27	G. Total		14099.27
Vehicle No: HR 55M - 9296											Evening	0.00			