





Date	Shift	Time	Incinerable Waste (Yellow Bags)						Autoclavable Waste									
			Cytotoxic Bags		COVID-19		Yellow Bags		Red Bags		White		Blue					
											Sharp Container		Card Boxes					
			Metal Sharps		Glass Sharps													
Nos	Kgs	Nos	Kgs	Nos	Kgs	Nos	Kgs	Nos	Kgs	Nos	Kgs	Nos	Kgs					
1-Jan-21	Mor	8:50	0	0	0	0	6	168.32	11	308.61	2	9.76	4	53.18				
	Eve	2:15	0	0	9	199.61	0	0	0	0	0	0	0	0				
2-Jan-21	Mor	8:54	0	0	0	0	6	153.13	12	305.57	2	6.8	7	97.19				
	Eve	1:30	0	0	9	171.69	0	0	0	0	0	0	0	0				
3-Jan-21	Mor	10:13	0	0	8	120.91	7	105.86	13	275.72	2	6.27	3	32.09				
	Eve	0:00	0	0	0	0	0	0	0	0	0	0	0	0				
4-Jan-21	Mor	9:15	0	0	0	0	5	72.21	11	241.11	2	4.62	4	33.45				
	Eve	1:56	0	0	9	131.02	0	0	0	0	0	0	0	0				
5-Jan-21	Mor	8:50	0	0	0	0	8	171.63	9	287.26	3	14.57	3	33.64				
	Eve	1:40	0	0	9	171.92	0	0	0	0	0	0	0	0				
6-Jan-21	Mor	9:10	0	0	0	0	10	148.45	11	289.63	2	8.81	3	24.14				
	Eve	2:00	0	0	8	170.64	0	0	0	0	0	0	0	0				
7-Jan-21	Mor	9:00	0	0	0	0	8	129.57	11	271.39	2	8.34	3	34.24				
	Eve	2:10	0	0	14	183.6	0	0	0	0	0	0	0	0				
8-Jan-21	Mor	9:15	0	0	0	0	10	148.47	9	328.34	4	12.56	6	70.38				
	Eve	2:00	0	0	8	139.82	0	0	0	0	0	0	0	0				
9-Jan-21	Mor	9:05	0	0	0	0	8	198.29	11	236.73	2	10.01	4	36.92				
	Eve	2:15	0	0	10	153.04	0	0	0	0	0	0	0	0				
10-Jan-21	Mor	9:00	0	0	9	178.4	8	97.76	9	322.02	1	5.44	4	34.84				
	Eve	0:00	0	0	0	0	0	0	0	0	0	0	0	0				
11-Jan-21	Mor	9:10	0	0	0	0	6	75.16	8	156.55	1	5.22	7	68.09				
	Eve	1:26	0	0	10	165.4	0	0	0	0	0	0	1	16.53				
12-Jan-21	Mor	9:40	0	0	0	0	8	122.86	11	265.48	1	3.94	3	22.91				
	Eve	1:30	0	0	8	184.87	0	0	0	0	0	0	0	0				
13-Jan-21	Mor	8:55	0	0	0	0	11	129.32	10	209.25	3	11.85	4	43.93				
	Eve	1:37	0	0	10	147.45	0	0	0	0	0	0	0	0				
14-Jan-21	Mor	8:55	0	0	0	0	6	125.39	11	274.74	1	4.65	3	20.95				
	Eve	1:36	0	0	10	185.8	0	0	0	0	0	0	0	0				
15-Jan-21	Mor	9:05	0	0	0	0	8	188.89	10	276.13	1	3.04	2	30				
	Eve	1:50	0	0	10	168.96	0	0	0	0	0	0	0	0				
16-Jan-21	Mor	8:00	0	0	0	0	7	163.4	12	290.96	1	3.76	3	21.74				
	Eve	1:30	0	0	10	173.33	0	0	0	0	0	0	0	0				
17-Jan-21	Mor	8:30	0	0	9	219.33	7	99.08	8	279.84	1	5.18	5	49.07				
	Eve	0:00	0	0	0	0	0	0	0	0	0	0	0	0				
18-Jan-21	Mor	9:18	0	0	0	0	6	84.59	9	189.01	2	8.24	10	90.77				
	Eve	1:10	0	0	8	104.61	0	0	0	0	0	0	0	0				
19-Jan-21	Mor	8:50	0	0	0	0	8	114.35	10	278.7	2	7.02	3	34.02				
	Eve	1:35	0	0	6	108.73	0	0	0	0	0	0	0	0				
20-Jan-21	Mor	8:36	0	0	0	0	8	178.6	13	197.29	3	9.31	3	21.89				
	Eve	1:30	0	0	9	142.38	0	0	0	0	0	0	0	0				
21-Jan-21	Mor	8:45	0	0	0	0	6	161.11	8	236.7	3	13.5	3	43.75				
	Eve	2:10	0	0	10	107.95	0	0	0	0	0	0	0	0				
22-Jan-21	Mor	8:40	0	0	0	0	8	115.52	13	230.02	1	3.89	5	51.62				
	Eve	12:45	0	0	9	113.25	0	0	0	0	0	0	0	0				
23-Jan-21	Mor	8:20	0	0	0	0	5	107.07	12	300.98	1	2.39	5	29.55				
	Eve	12:30	0	0	7	80.27	0	0	0	0	0	0	0	0				
24-Jan-21	Mor	8:30	0	0	7	19	101.05	14	369.09	2	7.49	4	26.33					
	Eve	0:00	0	0	0	0	0	0	0	0	0	0	0	0				
25-Jan-21	Mor	8:25	0	0	0	0	6	77.69	11	218.16	2	6.92	6	72.8				
	Eve	12:59	0	0	6	52.88	0	0	0	0	0	0	0	0				
26-Jan-21	Mor	8:20	0	0	8	104.88	6	78.65	10	251.1	2	1.79	2	36.16				
	Eve	0:00	0	0	0	0	0	0	0	0	0	0	0	0				
27-Jan-21	Mor	8:15	0	0	0	0	7	84.53	9	235.08	2	7.19	5	41.13				
	Eve	1:45	0	0	7	86.26	0	0	0	0	0	0	0	0				
28-Jan-21	Mor	8:24	0	0	0	0	7	122.67	10	302.53	1	5.1	3	28.25				
	Eve	11:40	0	0	7	78.2	0	0	0	0	0	0	0	0				
29-Jan-21	Mor	8:30	0	0	0	0	11	136.49	10	286.03	2	8.18	3	20.58				
	Eve	12:45	0	0	6	67.6	0	0	0	0	0	0	0	0				
30-Jan-21	Mor	8:00	0	0	0	0	11	147.37	11	325.4	1	7.01	5	56.16				
	Eve	12:25	0	0	7	71.2	0	0	0	0	0	0	0	0				
31-Jan-21	Mor	8:00	0	0	6	53.72	10	147.7	15	320.27	1	3.93	7	63.44				
	Eve	0:00	0	0	0	0	0	0	0	0	0	0	0	0				
<b>Total</b>			<b>Total Bags</b>	<b>Total Cytotoxic Weight</b>	<b>Total Bags</b>	<b>Total Covid-19 Weight</b>	<b>Total Bags</b>	<b>Total Yellow Weight</b>	<b>Total Bags</b>	<b>Total Red Weight</b>	<b>Total Bags</b>	<b>Total (Containers) Metal sharps Weight</b>	<b>Total Bags</b>	<b>Total (Cardboard boxes) Glass sharp</b>				
	Mor		0	0	47	696.24	235	3955.18	332	8359.69	56	216.78	132	1323.21				
	Eve		0	0	216	3360	0	0	0	0	0	0	1	17				
<b>G. Total</b>			0	0	263	4056.72	235	3955.18	332	8359.69	56	216.78	133	1339.74				
<b>Vendor Name:</b>											BIOTIC WASTE LIMITED		<b>Vehicle No:</b> HR 55M - 9296		Morning	14551.1	<b>G. Total</b>	17928.11
													Evening	3377.01				