





Date	Shift	Time	Incinerable Waste (Yellow Bags)						Autoclavable Waste					
			Cytotoxic Bags		COVID-19		Yellow Bags		Red Bags		White		Blue	
											Sharp Container		Card Boxes	
			Metal Sharps		Glass Sharps									
Nos	Kgs	Nos	Kgs	Nos	Kgs	Nos	Kgs	Nos	Kgs	Nos	Kgs	Nos	Kgs	
1-Feb-21	Mor	8:30	0	0	0	0	7	74.11	9	178.85	2	9.75	8	98.65
	Eve	2:05	0	0	5	51.74	0	0	0	0	0	0	0	0
2-Feb-21	Mor	8:20	0	0	0	0	7	90.79	11	267.71	2	2.7	3	18.84
	Eve	2:00	0	0	5	57.35	0	0	0	0	0	0	0	0
3-Feb-21	Mor	9:15	0	0	0	0	9	170.26	13	272.07	1	1.36	4	26.33
	Eve	1:40	0	0	4	46.96	0	0	0	0	0	0	0	0
4-Feb-21	Mor	8:30	0	0	0	0	6	93.37	12	294.06	2	3.52	6	49.97
	Eve	1:50	0	0	6	56.76	0	0	0	0	0	0	0	0
5-Feb-21	Mor	9:10	0	0	0	0	7	105.83	16	325.57	1	3.54	4	32.12
	Eve	1:40	0	0	5	59.62	0	0	0	0	0	0	0	0
6-Feb-21	Mor	8:30	0	0	0	0	8	117.68	14	314.32	2	4.55	4	36.12
	Eve	1:45	0	0	4	32.5	0	0	0	0	0	0	0	0
7-Feb-21	Mor	8:25	0	0	0	0	7	123.56	11	168.19	2	6.53	7	63.21
	Eve	9:00	0	0	3	30.37	0	0	0	0	0	0	0	0
8-Feb-21	Mor	10:15	0	0	0	0	6	76.85	10	195.53	3	10.8	8	96.23
	Eve	12:30	0	0	4	38.04	0	0	0	0	0	0	0	0
9-Feb-21	Mor	8:15	0	0	0	0	8	125.29	10	330.43	2	4.11	3	24.29
	Eve	1:40	0	0	4	39.2	0	0	0	0	0	0	0	0
10-Feb-21	Mor	9:30	0	0	0	0	8	189.04	13	294.48	1	1.5	2	24.56
	Eve	1:41	0	0	4	33.77	0	0	0	0	0	0	0	0
11-Feb-21	Mor	8:30	0	0	0	0	7	147.14	12	281.35	1	3.24	3	36.45
	Eve	1:28	0	0	4	31.84	0	0	0	0	0	0	0	0
12-Feb-21	Mor	8:40	0	0	0	0	9	151.58	15	331.98	1	2.36	3	37.17
	Eve	2:00	0	0	5	43.2	0	0	0	0	0	0	0	0
13-Feb-21	Mor	8:10	0	0	0	0	6	177.13	10	255.7	3	8.43	4	44.73
	Eve	1:50	0	0	4	44.7	0	0	0	0	0	0	0	0
14-Feb-21	Mor	11:00	0	0	6	50.19	7	130.98	12	310.54	2	2.96	5	40.87
	Eve	0:00	0	0	0	0	0	0	0	0	0	0	0	0
15-Feb-21	Mor	11:30	0	0	0	0	6	46.23	8	240.21	2	6.68	8	75.67
	Eve	12:15	0	0	5	60.44	0	0	0	0	0	0	0	0
16-Feb-21	Mor	8:30	0	0	0	0	8	115.86	13	372.61	1	5.15	4	52.07
	Eve	1:50	0	0	6	26.84	0	0	0	0	0	0	0	0
17-Feb-21	Mor	9:35	0	0	0	0	8	100.12	12	317.91	1	3.19	2	11.25
	Eve	1:45	0	0	4	13.22	0	0	0	0	0	0	0	0
18-Feb-21	Mor	8:40	0	0	0	0	7	127.76	14	356.01	1	6.12	4	26.38
	Eve	1:50	0	0	5	41.69	0	0	0	0	0	0	0	0
19-Feb-21	Mor	8:15	0	0	0	0	9	152.84	14	322.79	2	10.53	5	70.75
	Eve	1:05	0	0	5	51.22	0	0	0	0	0	0	0	0
20-Feb-21	Mor	8:30	0	0	0	0	6	102.92	12	325	1	4.3	4	45.24
	Eve	12:38	0	0	6	59.65	0	0	0	0	0	0	0	0
21-Feb-21	Mor	10:30	0	0	2	25.7	10	113.41	12	259.2	1	7.37	4	64.26
	Eve	10:45	0	0	0	0	0	0	0	0	0	0	0	0
22-Feb-21	Mor	11:35	0	0	0	0	7	138.52	10	267.5	2	8.38	5	53.45
	Eve	1:00	0	0	4	30.76	0	0	0	0	0	0	0	0
23-Feb-21	Mor	1:30	0	0	0	0	9	114.57	12	330.13	2	5.48	4	50.68
	Eve	1:35	0	0	4	28.58	0	0	0	0	0	0	0	0
24-Feb-21	Mor	8:05	0	0	0	0	11	169.61	12	329.89	2	8.14	4	35.8
	Eve	2:25	0	0	5	45.52	0	0	0	0	0	0	0	0
25-Feb-21	Mor	8:30	0	0	0	0	5	156.46	11	288.13	2	3.52	3	32.34
	Eve	1:30	0	0	3	24.69	0	0	0	0	0	0	0	0
26-Feb-21	Mor	8:28	0	0	0	0	10	147.7	14	287.53	1	4.63	4	32.68
	Eve	2:00	0	0	3	22.38	0	0	0	0	0	0	0	0
27-Feb-21	Mor	8:35	0	0	0	0	7	125.02	14	339.84	2	2.48	4	31.76
	Eve	1:30	0	0	3	29.33	0	0	0	0	0	0	0	0
28-Feb-21	Mor	9:30	0	0	3	24.55	7	136.49	12	299.83	3	10.23	8	57.63
	Eve	0:00	0	0	0	0	0	0	0	0	0	0	0	0
Total			Total Bags	Total Cytotoxic Weight	Total Bags	Total Covid-19 Weight	Total Bags	Total Yellow Weight	Total Bags	Total Red Weight	Total Bags	Total(Containers) Metal sharps Weight	Total Bags	Total(Cardboard boxes) Glass sharp
	Mor		0	0	11	100.44	212	3521.12	338	8157.36	48	151.55	127	1269.5
	Eve		0	0	110	1000	0	0	0	0	0	0	0	0
	G. Total		0	0	121	1100.81	212	3521.12	338	8157.36	48	151.55	127	1269.5
Vendor Name:											Morning	13199.97	G. Total	14200.34
BIOTIC WASTE LIMITED											Evening	1000.37		
											Vehicle No: HR 55M - 9296			