






Date	Shift	Time	Incinerable Waste (Yellow Bags)						Autoclavable Waste									
			Cytotoxic Bags		COVID-19		Yellow Bags		Red Bags		White		Blue					
											Sharp Container							
			Nos	Kgs	Nos	Kgs	Nos	Kgs	Nos	Kgs	Nos	Kgs	Metal Sharps	Glass Sharps				
1-Jun-20	Mor	8:10	0	0	0	0	7	82.2	8	111.88	2	11.28	5	51.44				
	Eve	5:00	0	0	4	25.27	0	0	0	0	0	0	0	0				
2-Jun-20	Mor	7:45	1	3.36	0	0	8	145.94	14	316.87	1	1.35	3	30.46				
	Eve	5:00	0	0	6	43.24	0	0	0	0	0	0	0	0				
3-Jun-20	Mor	7:40	0	0	0	0	7	90.02	9	246.15	2	4.14	3	34.13				
	Eve	3:00	0	0	4	15.97	0	0	0	0	0	0	0	0				
4-Jun-20	Mor	7:41	1	8.96	0	0	5	102.42	8	222.67	2	5.73	3	35.37				
	Eve	3:55	0	0	4	38.44	0	0	0	0	0	0	0	0				
5-Jun-20	Mor	7:43	1	2.21	0	0	7	100.24	9	185	1	1.21	1	14.38				
	Eve	3:00	0	0	6	33.8	0	0	0	0	0	0	0	0				
6-Jun-20	Mor	7:57	0	0	0	0	7	72.26	10	193.54	3	8.63	2	26.78				
	Eve	5:00	0	0	6	48.71	0	0	0	0	0	0	0	0				
7-Jun-20	Mor	7:30	0	0	0	0	8	112.96	4	88.34	1	2.4	3	34.39				
	Eve	3:00	0	0	3	10.6	0	0	0	0	0	0	0	0				
8-Jun-20	Mor	7:37	0	0	0	0	7	75.66	7	118.76	1	2.63	3	38.15				
	Eve	3:15	0	0	5	28.62	0	0	0	0	0	0	0	0				
9-Jun-20	Mor	7:30	0	0	0	0	7	159.85	8	258.09	1	3.23	1	10.43				
	Eve	5:00	0	0	8	27.42	0	0	0	0	0	0	0	0				
10-Jun-20	Mor	8:10	0	0	0	0	6	93.25	9	186.73	1	2.01	2	15.92				
	Eve	4:30	0	0	6	38.11	0	0	0	0	0	0	0	0				
11-Jun-20	Mor	7:30	1	3.8	0	0	8	123.98	9	184.15	1	2.08	2	30.04				
	Eve	12:30	0	0	6	31.83	0	0	0	0	0	0	0	0				
12-Jun-20	Mor	7:35	2	12.84	0	0	7	99.98	9	186.72	1	5.5	2	22.06				
	Eve	1:55	0	0	7	41.71	0	0	0	0	0	0	0	0				
13-Jun-20	Mor	7:30	0	0	0	0	8	92.55	7	179.89	2	3.44	2	17.46				
	Eve	1:10	0	0	9	50.84	0	0	0	0	0	0	0	0				
14-Jun-20	Mor	7:45	0	0	0	0	7	118.34	9	203.99	1	2.11	3	34.8				
	Eve	1:30	0	0	4	26.09	0	0	0	0	0	0	0	0				
15-Jun-20	Mor	12:30	0	0	0	0	5	65.48	5	115.62	1	3.01	4	54.68				
	Eve	0:00	0	0	3	26.36	0	0	0	0	0	0	0	0				
16-Jun-20	Mor	8:16	0	0	0	0	6	143.46	7	205.35	2	7.19	1	7.7				
	Eve	4:30	0	0	7	37.69	0	0	0	0	0	0	0	0				
17-Jun-20	Mor	7:36	1	3.86	0	0	8	116.45	8	162.83	1	2.9	1	17.58				
	Eve	4:00	0	0	7	31.17	0	0	0	0	0	0	2	7.36				
18-Jun-20	Mor	7:38	0	0	0	0	8	111.65	9	187.23	1	2.71	3	42.79				
	Eve	3:27	0	0	6	42.4	0	0	0	0	0	0	0	0				
19-Jun-20	Mor	7:30	1	2.69	0	0	7	112.1	7	174.66	1	4	2	26.92				
	Eve	3:30	0	0	4	25.19	0	0	0	0	0	0	1	5.9				
20-Jun-20	Mor	7:35	1	4.31	0	0	6	90.19	6	137.47	1	2.15	1	9.93				
	Eve	3:30	0	0	7	71.06	0	0	0	0	0	0	0	0				
21-Jun-20	Mor	9:22	0	0	0	0	10	122.55	8	208.69	1	1.84	2	20.51				
	Eve	10:00	0	0	0	0	0	0	0	0	0	0	0	0				
22-Jun-20	Mor	8:00	0	0	0	0	6	71.79	3	90.11	3	10.31	4	67.55				
	Eve	2:00	0	0	0	0	0	0	0	0	0	0	0	0				
23-Jun-20	Mor	7:40	0	0	0	0	7	99.89	6	173.92	2	5.96	1	15.64				
	Eve	2:00	0	0	5	52.49	0	0	0	0	0	0	0	0				
24-Jun-20	Mor	7:50	1	2.81	0	0	9	87.84	7	163.13	2	8.88	2	20.97				
	Eve	2:00	0	0	0	0	0	0	0	0	0	0	0	0				
25-Jun-20	Mor	7:30	0	0	0	0	8	100.55	7	132.56	1	3.33	2	20.49				
	Eve	2:00	0	0	6	75	0	0	0	0	0	0	0	0				
26-Jun-20	Mor	7:50	0	0	0	0	9	96.96	11	177.13	2	5.34	2	11.08				
	Eve	1:50	0	0	6	60.09	0	0	0	0	0	0	0	0				
27-Jun-20	Mor	7:45	0	0	0	0	6	92.64	8	143.99	2	5.8	3	13.77				
	Eve	1:00	0	0	8	86.05	0	0	0	0	0	0	0	0				
28-Jun-20	Mor	8:30	0	0	0	0	6	95.52	7	166.51	1	2.1	3	46.33				
	Eve	8:40	0	0	6	59.7	0	0	0	0	0	0	0	0				
29-Jun-20	Mor	7:45	1	2.29	0	0	7	87.65	7	116.52	1	8.27	2	37.38				
	Eve	1:05	0	0	8	58.6	0	0	0	0	0	0	0	0				
30-Jun-20	Mor	8:15	1	6.39	0	0	8	89.4	11	193.64	2	9.01	2	26.11				
	Eve	2:00	0	0	6	48.38	0	0	0	0	0	0	1	3.34				
Total			Total Bags	Total Cytotoxic Weight	Total Bags	Total Covid 19 Weight	Total Bags	Total Yellow Weight	Total Bags	Total Red Weight	Total Bags	Total (Containers) Metal sharps Weight	Total Bags	Total (Cardboard boxes) Glass sharp				
	Mor		12	53.52	0	0	215	3053.77	237	5232.20	44	138.54	70	835.24				
	Eve		0	0	157	1134.83	0	0	0	0	0	0	4	17				
G. Total			12	53.52	157	1134.83	215	3053.77	237	5232.20	44	138.54	74	851.84				
Vendor Name:											BIOTIC WASTE LIMITED		Vehicle No: HR 55M - 9296		Morning	9313.27	G. Total	10464.70
															Evening	1151.43		