





Date	Shift	Time	Incinerable Waste (Yellow Bags)						Autoclavable Waste													
			Cytotoxic Bags		COVID-19		Yellow Bags		Red Bags		White		Blue									
											Sharp Container		Card Boxes									
			Metal Sharps		Glass Sharps																	
Nos	Kgs	Nos	Kgs	Nos	Kgs	Nos	Kgs	Nos	Kgs	Nos	Kgs	Nos	Kgs									
1-Dec-20	Mor	7:20	0	0	0	0	6	108.5	8	247.66	1	5.44	3	36.87								
	Eve	1:09	0	0	8	158.93	0	0	0	0	0	0	0	0								
2-Dec-20	Mor	7:35	2	9.05	0	0	7	131.2	9	213.93	2	5.29	2	23.94								
	Eve	1:04	0	0	10	157.08	0	0	0	0	0	0	0	0								
3-Dec-20	Mor	8:40	0	0	0	0	10	141.28	8	219.22	2	3.77	3	44.07								
	Eve	1:22	0	0	9	141.85	0	0	0	0	0	0	0	0								
4-Dec-20	Mor	8:30	0	0	0	0	6	116.96	9	255.53	1	3.23	5	48.35								
	Eve	1:28	0	0	11	174.7	0	0	0	0	0	0	0	0								
5-Dec-20	Mor	8:35	0	0	0	0	9	160.62	10	284.50	2	3.15	6	52.51								
	Eve	1:10	0	0	9	185.08	3	36.83	2	41.06	1	2.11	2	9.78								
6-Dec-20	Mor	8:31	0	0	8	156.65	6	181.98	7	211.63	2	6.98	4	42.84								
	Eve	0:00	0	0	0	0	0	0	0	0	0	0	0	0								
7-Dec-20	Mor	7:10	0	0	0	0	7	77.99	8	156.18	1	2.54	3	27.67								
	Eve	1:20	0	0	8	205.2	0	0	0	0	0	0	0	0								
8-Dec-20	Mor	7:30	0	0	0	0	9	133.68	10	258.2	2	4.03	4	55.04								
	Eve	1:05	0	0	7	164.49	0	0	0	0	0	0	0	0								
9-Dec-20	Mor	8:00	0	0	0	0	7	103.92	10	231.63	2	6.61	4	28.19								
	Eve	1:00	0	0	12	214.6	0	0	0	0	0	0	0	0								
10-Dec-20	Mor	8:20	0	0	0	0	9	112.35	11	254.41	2	2.16	6	46.52								
	Eve	3:30	0	0	15	123.78	0	0	0	0	0	0	0	0								
11-Dec-20	Mor	8:15	0	0	0	0	7	114.25	9	186.19	2	5.49	8	62.97								
	Eve	12:33	0	0	11	171.15	0	0	0	0	1	15.56	0	0								
12-Dec-20	Mor	8:20	0	0	0	0	7	116.13	10	242.12	2	2.58	4	37.53								
	Eve	12:51	0	0	10	178.12	0	0	0	0	0	0	1	17.83								
13-Dec-20	Mor	8:50	0	0	11	179.68	7	137.07	9	196.15	2	11	2	18.33								
	Eve	0:00	0	0	0	0	0	0	0	0	0	0	0	0								
14-Dec-20	Mor	8:40	0	0	0	0	7	72.94	6	110.68	2	10.61	10	78.89								
	Eve	2:00	0	0	12	200.86	0	0	0	0	0	0	0	0								
15-Dec-20	Mor	8:35	0	0	0	0	6	87.45	10	208.16	1	1.13	4	28.48								
	Eve	1:56	0	0	9	219.91	0	0	0	0	0	0	0	0								
16-Dec-20	Mor	8:40	0	0	0	0	9	126.97	9	253.39	1	4.81	5	41.6								
	Eve	1:52	0	0	10	218.16	0	0	0	0	0	0	0	0								
17-Dec-20	Mor	8:35	0	0	0	0	11	145.5	9	165.26	1	3.89	5	42.01								
	Eve	1:30	0	0	11	194.29	0	0	0	0	0	0	0	0								
18-Dec-20	Mor	8:30	0	0	0	0	7	135.95	13	273.65	1	8.08	3	41.37								
	Eve	2:00	0	0	14	206.84	0	0	0	0	0	0	0	0								
19-Dec-20	Mor	8:35	0	0	0	0	8	121.97	10	249.46	2	5.24	5	55.8								
	Eve	1:40	0	0	11	211.6	0	0	0	0	0	0	0	0								
20-Dec-20	Mor	9:50	0	0	10	184.2	10	146.98	11	248.43	2	4.44	5	52.85								
	Eve	0:00	0	0	0	0.00	0	0	0	0	0	0	0	0								
21-Dec-20	Mor	8:45	0	0	0	0	6	69.28	6	110.09	2	10.83	3	35.14								
	Eve	2:30	0	0	8	204.42	0	0	0	0	0	0	0	0								
22-Dec-20	Mor	8:30	0	0	0	0	9	156.08	11	244.66	1	4.23	4	29.64								
	Eve	1:20	0	0	13	169.92	0	0	0	0	0	0	0	0								
23-Dec-20	Mor	8:25	0	0	0	0.00	9	123.23	9	240.75	2	8.08	3	35.97								
	Eve	1:25	0	0	10	182.85	0	0	0	0	0	0	0	0								
24-Dec-20	Mor	8:45	0	0	0	0	7	129.94	10	213.35	1	2.57	3	16.44								
	Eve	3:00	0	0	11	217.56	0	0	0	0	0	0	0	0								
25-Dec-20	Mor	8:50	0	0	12	182.86	13	190.56	10	195.43	2	6.00	5	57.59								
	Eve	0:00	0	0	0	0.00	0	0.00	0	0.00	0	0.00	0	0.00								
26-Dec-20	Mor	8:22	0	0	0	0	6	74.65	12	284.56	2	11.34	4	54.56								
	Eve	1:15	0	0	11	190.85	0	0	0	0	0	0	0	0								
27-Dec-20	Mor	8:00	0	0	7	131.68	7	180.88	8	265.69	2	11.65	3	28.20								
	Eve	0:00	0	0	0	0.00	0	0	0	0	0	0	0	0								
28-Dec-20	Mor	8:35	0	0	0	0	6	106.26	7	103.14	3	12.12	4	42.29								
	Eve	1:42	0	0	9	173.06	0	0	0	0	0	0	0	0								
29-Dec-20	Mor	8:45	0	0	0	0	8	161.93	10	269.31	2	6.61	3	38.28								
	Eve	1:25	0	0	10	181.84	0	0	0	0	0	0	1	18.16								
30-Dec-20	Mor	8:50	0	0	0	0	9	158.32	10	259.97	1	4.41	3	31.74								
	Eve	1:45	0	0	12	187.83	0	0	0	0	0	0	0	0								
31-Dec-20	Mor	8:47	0	0	0	0	9	121.75	11	292.45	2	9.1	3	32.12								
	Eve	1:51	0	0	14	213	0	0	0	0	0	0	0	0								
Total			Total Bags	Total Cytotoxic Weight	Total Bags	Total Covid-19 Weight	Total Bags	Total Yellow Weight	Total Bags	Total Red Weight	Total Bags	Total (Containers) Metal sharps Weight	Total Bags	Total (Cardboard boxes) Glass sharp								
	Mor		2	9.05	48	835.07	244	3946.57	290	6945.78	53	187.41	129	1267.8								
	Eve		0	0	275	4848	3	37	2	41	2	18	4	46								
G. Total			2	9.05	323	5683.04	247	3983.4	292	6986.84	55	205.08	133	1313.57								
Vendor Name:											BIOTIC WASTE LIMITED		Vehicle No: HR 55M - 9296		Morning		12356.61		G. Total		18180.98	
															Evening		141.33					