




**BIO-MEDICAL WASTE WEIGHT MONTHLY REPORT**

Month : . September, 2019

Date	Shift	Time	Incinerable Waste (Yellow Bags)				Autoclavable Waste					
			Cytotoxic Bags		Yellow Bags		Red Bags		White		Blue	
									Sharp Container		Card Boxes	
			Nos	Kgs	Nos	Kgs	Nos	Kgs	Nos	Kgs	Nos	Kgs
01/09/2019	Mor	11:43	1	2	10	219.52	17	388.41	3	7.26	5	45.06
	Eve	00:00	0	0	0	0	0	0	0	0	0	0
02/09/2019	Mor	08:05	1	0.51	7	132.23	9	191.44	3	12.26	3	31.32
	Eve	02:37	0	0	3	50.09	4	53.1	1	2.14	1	5.08
03/09/2019	Mor	08:15	0	0	10	172.14	14	325.32	2	6.53	4	47.01
	Eve	02:10	0	0	3	27.29	3	44.15	1	2.62	2	18.23
04/09/2019	Mor	08:54	0	0	9	170.46	13	324.08	2	11	1	8.8
	Eve	02:00	0	0	5	18.55	2	14	1	0.4	4	31.15
05/09/2019	Mor	08:35	1	4.14	8	180.11	16	366.83	3	4.81	3	42.29
	Eve	01:31	0	0	2	32.41	3	58.25	0	0	0	0
06/09/2019	Mor	08:10	1	3.21	10	175.71	16	355.81	2	3.25	0	0
	Eve	02:45	0	0	2	20.98	2	45.18	1	1.42	1	16.12
07/09/2019	Mor	08:45	1	6.14	9	187.32	16	388.75	3	10.47	7	51.73
	Eve	02:15	0	0	2	24.72	2	30.88	1	2.59	1	12.12
08/09/2019	Mor	12:00	0	0	9	193.69	13	334.73	2	6.51	7	75.18
	Eve	00:00	0	0	0	0	0	0	0	0	0	0
09/09/2019	Mor	08:00	0	0	7	121.01	8	194.86	3	9.91	4	38.33
	Eve	08:24	0	0	2	21.91	4	37.7	1	1.15	3	32.14
10/09/2019	Mor	08:05	1	1.4	8	187.44	15	393	2	8.63	2	20.14
	Eve	02:30	0	0	2	24.5	3	67.39	0	0	2	25.56
11/09/2019	Mor	08:10	0	0	8	161.66	13	332.97	2	6.22	2	27.44
	Eve	02:25	0	0	2	23.12	2	39.04	1	0.82	1	4.44
12/09/2019	Mor	09:00	1	4.34	9	200.45	16	363.83	2	5.3	4	43.19
	Eve	02:20	0	0	2	24.66	3	53.39	0	0	2	14.42
13/09/2019	Mor	08:25	1	6.22	8	174.96	15	367.97	2	5.43	1	8.72
	Eve	03:00	0	0	2	34.28	2	49.82	1	2.36	1	10.36
14/09/2019	Mor	08:50	0	0	9	179.56	14	348.29	2	7.6	6	46.01
	Eve	01:50	0	0	2	22.49	3	73.19	0	0	2	14.19
15/09/2019	Mor	11:00	0	0	9	146.49	12	276.9	2	4.6	13	164.38
	Eve	00:00	0	0	0	0	0	0	0	0	0	0
16/09/2019	Mor	08:24	1	3.82	7	132.98	10	299.67	3	12.71	5	43.41
	Eve	02:20	0	0	2	27.02	3	52.74	2	27.68	2	9.92
17/09/2019	Mor	08:10	0	0	11	213.67	15	380.05	3	7.49	3	33.55
	Eve	02:05	1	1.39	2	27.09	2	18.48	0	0	1	12.01
18/09/2019	Mor	08:20	0	0	8	170.05	16	409.8	3	12.04	3	41.1
	Eve	02:40	0	0	2	26.74	2	45.52	1	1.34	1	12.63
19/09/2019	Mor	08:30	1	8.86	8	185.1	16	336.19	2	5.93	3	30.77
	Eve	02:35	0	0	2	35.53	3	46.12	1	1.39	2	23.14
20/09/2019	Mor	08:25	0	0	8	163.12	15	348.03	2	5.52	6	74.85
	Eve	02:15	0	0	2	28.42	3	41.18	2	7.87	1	6.53
21/09/2019	Mor	08:10	1	4.58	7	157.39	14	330.1	2	4.48	3	38.31
	Eve	02:12	0	0	2	14.4	2	41.2	1	3.8	1	8.58
22/09/2019	Mor	09:50	0	0	8	177.97	15	380.17	2	10.02	3	25.62
	Eve	00:00	0	0	0	0	0	0	0	0	0	0
23/09/2019	Mor	08:35	0	0	7	108.62	10	191.09	2	5.44	5	57.37
	Eve	02:15	0	0	2	35.62	2	43.37	1	3.76	2	34.38
24/09/2019	Mor	08:15	2	3.4	8	164.89	13	364.82	2	6.21	5	57.14
	Eve	02:18	0	0	1	13.54	2	28.04	1	2.38	1	3.22
25/09/2019	Mor	08:15	1	1.96	7	214.43	15	377.7	2	3.56	2	18.12
	Eve	02:05	0	0	2	17.38	2	27.94	1	1.66	1	12.08
26/09/2019	Mor	08:20	1	6.31	9	180.46	14	332.05	2	9.15	3	38.69
	Eve	02:10	0	0	2	22.46	2	36.76	1	2.39	2	20.56
27/09/2019	Mor	08:15	0	0	10	224.24	16	396.29	2	5.07	3	25.42
	Eve	02:35	0	0	1	16.94	2	39.38	1	0.57	1	8.38
28/09/2019	Mor	08:05	0	0	9	202.51	12	352.64	3	7.42	5	58.17
	Eve	02:10	0	0	2	25.16	2	42.96	0	0	1	9.41
29/09/2019	Mor	11:20	1	2.32	8	160.84	16	372.37	3	15.99	6	70.75
	Eve	00:00	0	0	0	0	0	0	0	0	0	0
30/09/2019	Mor	08:30	0	0	8	136.52	11	206.41	2	14.09	7	71.49
	Eve	01:55	0	0	1	15.71	1	15.46	1	0.91	1	6.87
<b>Total</b>			Total Bags	Total Cytotoxic Weight	Total Bags	Total Yellow Weight	Total Bags	Total Red Weight	Total Bags	Total(Containers) Metal sharps Weight	Total Bags	Total(Cardboard boxes) Glass sharp
	Mor		16	59.21	253	5195.54	415	10030.57	70	234.9	124	1334.36
	Eve		1	1.39	52	631.01	61	1045.24	21	67.25	37	351.52
<b>G. Total</b>			<b>17</b>	<b>60.6</b>	<b>305</b>	<b>5826.55</b>	<b>476</b>	<b>11075.81</b>	<b>91</b>	<b>302.15</b>	<b>161</b>	<b>1685.88</b>
<b>Vendor Name:</b>									<b>Morning</b>	<b>16854.58</b>	<b>G. Total</b>	<b>18950.99</b>
<b>BIOTIC WASTE LIMITED</b>									<b>Evening</b>	<b>2096.41</b>		
<b>Vehicle No: HR 55M - 9296</b>												