




Date	Shift	Time	Incinerable Waste (Yellow Bags)						Autoclavable Waste				
			Cytotoxic Bags		Yellow Bags		Red Bags		White		Blue		
									Sharp Container		Card Boxes		
			Nos	Kgs	Nos	Kgs	Nos	Kgs	Nos	Kgs	Nos	Kgs	
8/1/2019	Mor	8:15	1	2.64	8	153.44	15	350.88	4	4.55	6	25.44	
	Eve	2:00	1	7.29	2	32.43	3	38.91	1	0.63	1	9.34	
8/2/2019	Mor	8:05	1	1.88	8	171.45	14	324.9	2	5.72	4	48.51	
	Eve	2:05	0	0	2	24.15	3	38.5	0	0	1	10.8	
8/3/2019	Mor	8:10	1	3.45	11	181.78	18	369.11	2	4.29	3	27.04	
	Eve	2:10	0	0	2	20.75	2	30.33	1	0.78	0	0	
8/4/2019	Mor	11:15	1	4.84	11	225.76	15	330.48	2	10.04	7	77.95	
	Eve	0:00	0	0	0	0	0	0	0	0	0	0	
8/5/2019	Mor	8:10	0	0	7	156.45	10	226.78	3	13.87	5	56.58	
	Eve	2:15	0	0	2	9.45	2	34.05	0	0	1	11.37	
8/6/2019	Mor	8:35	1	2.86	8	161.38	15	356.7	2	6.41	3	36.72	
	Eve	1:45	1	1.7	2	34.19	2	29.22	1	1.05	1	13.15	
8/7/2019	Mor	8:10	1	3.12	8	153.26	16	361.91	2	7.23	3	27.63	
	Eve	2:28	0	0	2	24.65	2	41.85	2	15.58	1	6.07	
8/8/2019	Mor	8:00	1	2.41	11	245.37	19	418.48	2	3.16	4	38	
	Eve	2:00	1	3.15	2	32.38	3	44.27	1	3.01	1	10.09	
8/9/2019	Mor	8:10	0	0	9	199.59	15	365.46	1	4.54	3	31.12	
	Eve	2:08	0	0	2	30.2	3	34.37	1	1.32	1	10.12	
8/10/2019	Mor	8:00	1	4.62	12	247.18	17	399.8	2	6.46	5	40.83	
	Eve	2:10	0	0	2	36.22	3	46.6	1	4.16	1	12.13	
8/11/2019	Mor	10:50	1	2.3	9	200.62	15	384.24	2	8.7	3	45.31	
	Eve	0:00	0	0	0	0	0	0	0	0	0	0	
8/12/2019	Mor	8:15	0	0	7	125.34	11	248.22	3	20.47	6	69.04	
	Eve	2:00	0	0	2	16.28	2	25.37	1	0.58	2	18.64	
8/13/2019	Mor	8:10	1	5.82	10	199.23	16	364.29	2	6.62	2	22.41	
	Eve	2:35	0	0	2	19.14	3	41.45	1	2.06	1	13.18	
8/14/2019	Mor	8:24	1	4.28	8	172.96	14	340.52	2	9.85	2	26.91	
	Eve	2:05	0	0	1	5.07	2	36.11	1	1.85	1	10.89	
8/15/2019	Mor	11:20	1	5.38	10	209.72	18	381.2	3	9.37	3	30.84	
	Eve	0:00	0	0	0	0	0	0	0	0	0	0	
8/16/2019	Mor	7:50	0	0	8	172.3	9	180.7	1	3.25	3	32.08	
	Eve	2:15	0	0	2	24.91	2	29.19	0	0	3	24.26	
8/17/2019	Mor	8:05	1	3.24	8	181.91	16	383.96	2	7.75	3	20.44	
	Eve	2:55	0	0	2	29.65	3	47.2	1	1.2	1	1.5	
8/18/2019	Mor	11:30	0	0	8	193.06	13	306.31	1	3.99	3	33.26	
	Eve	0:00	0	0	0	0	0	0	0	0	0	0	
8/19/2019	Mor	8:15	0	0	6	110.79	10	223.83	3	19.04	7	78.4	
	Eve	2:15	0	0	2	12.94	2	10.34	0	0	0	0	
8/20/2019	Mor	7:55	1	3.92	3	190.54	16	391.93	3	7.33	3	38.25	
	Eve	2:10	0	0	2	14.45	2	20.11	1	1.92	3	42.99	
8/21/2019	Mor	8:15	1	5.27	8	159.28	17	408.42	2	7.89	2	17.92	
	Eve	2:50	0	0	2	23.16	4	60.41	1	2.15	1	8.12	
8/22/2019	Mor	7:55	1	2.53	8	161.35	15	315.71	2	7.88	7	71.86	
	Eve	2:55	0	0	2	28.64	3	47.89	1	2.66	2	16.9	
8/23/2019	Mor	8:00	0	0	9	188.12	12	355.23	3	15.53	1	5.85	
	Eve	2:25	0	0	2	27.92	3	31.57	1	0.85	2	16.26	
8/24/2019	Mor	8:15	1	4.31	9	170.36	14	335.77	2	3.71	5	40.65	
	Eve	2:00	0	0	2	21.46	2	30	1	0.96	1	11.26	
8/25/2019	Mor	12:00	1	0.86	8	174.78	17	371.77	2	6.84	5	53	
	Eve	0:00	0	0	0	0	0	0	0	0	0	0	
8/26/2019	Mor	7:50	0	0	8	141.8	10	212.35	9	13.13	7	57.05	
	Eve	2:30	0	0	2	13.05	2	39.75	0	0	0	0	
8/27/2019	Mor	7:35	0	0	10	190.68	15	351.48	1	12.1	5	55.57	
	Eve	2:40	1	1.38	2	28.55	3	48.56	2	4	1	9.75	
8/28/2019	Mor	7:40	0	0	8	160.29	14	345.93	2	9.76	3	23.81	
	Eve	2:45	0	0	3	45.36	3	56.86	1	4.39	1	12.2	
8/29/2019	Mor	7:25	0	0	8	141.34	14	296.16	1	1.85	4	35.45	
	Eve	2:15	0	0	4	65.37	3	30.48	0	0	1	10.8	
8/30/2019	Mor	8:05	0	0	10	166.58	17	419.56	2	6.96	5	46.54	
	Eve	2:50	0	0	2	30	2	37.95	1	2.47	2	37.18	
8/31/2019	Mor	8:10	1	2.58	8	179.81	14	335.6	3	7.01	4	34.14	
	Eve	2:05	1	2.14	2	12.02	2	28.21	1	1.04	1	13.09	
Total			Total Bags	Total Cytotoxic Weight	Total Bags	Total Yellow Weight	Total Bags	Total Red Weight	Total Bags	Total (Containers) Metal sharps Weight	Total Bags	Total (Cardboard boxes) Glass sharp	
	Mor		19	66.31	264	5486.52	451	10457.68	73	255.3	126	1248.60	
	Eve		5	15.66	54	662.39	66	959.55	22	52.66	31	330.09	
G. Total			24	81.97	318	6148.91	517	11417.23	95	307.96	157	1578.69	
Vendor Name: BIOTIC WASTE LIMITED									Morning	17514.41	G. Total		19534.76
Vehicle No: H.R 55 - 1374									Evening	2020.35			